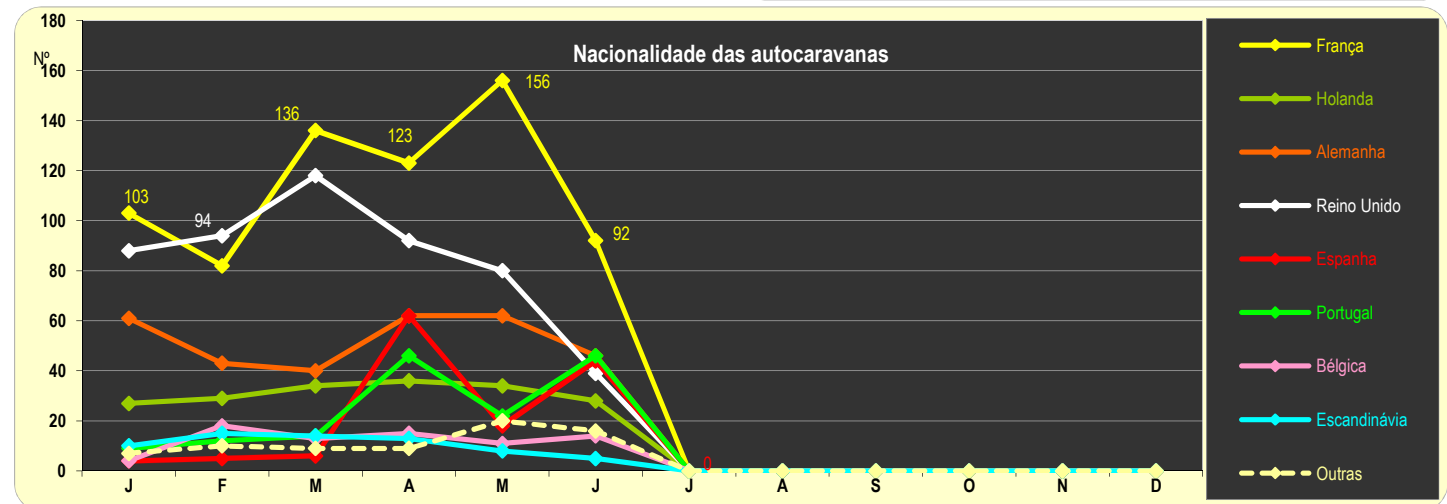
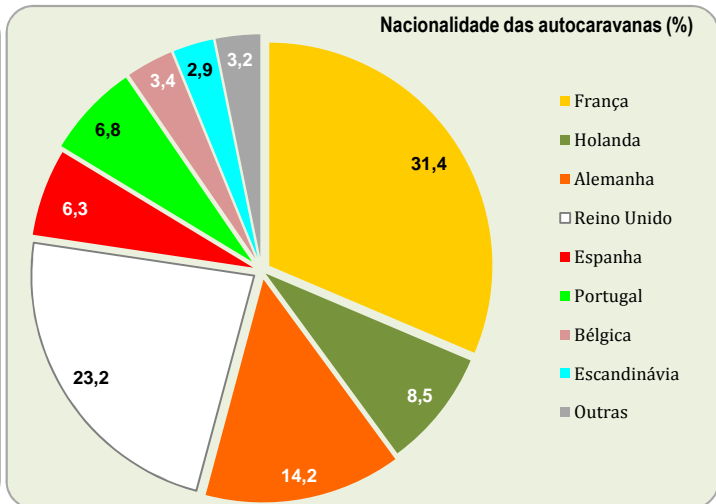
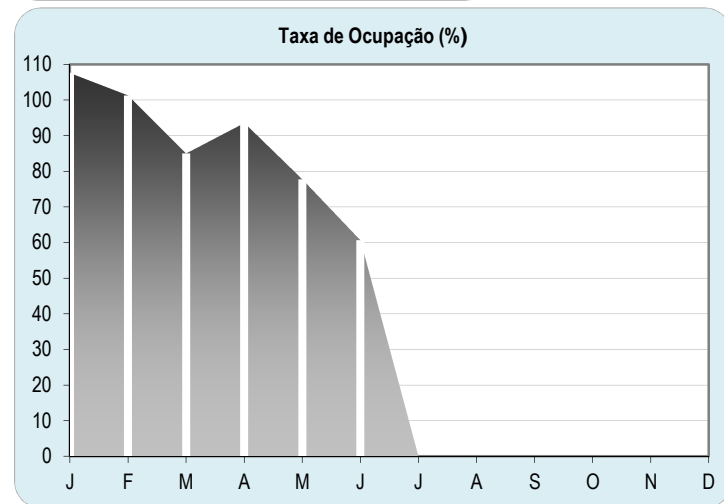
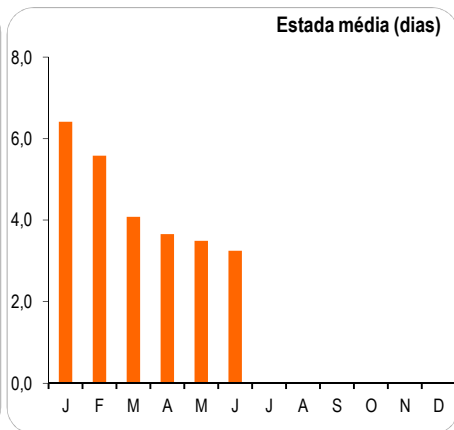
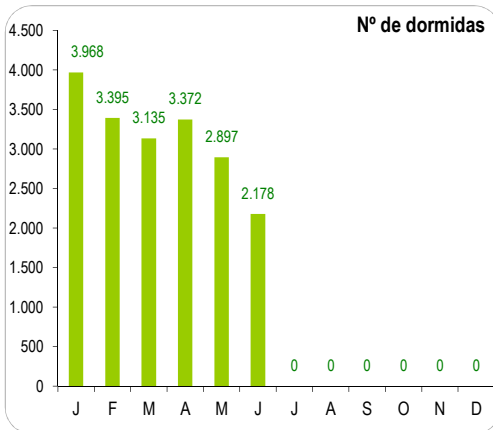
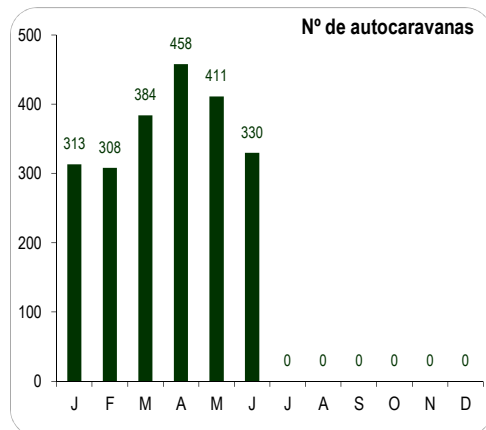


### PARQUE da JUNTA DE FREGUESIA de ALVOR

2017	J	F	M	A	M	J	J	A	S	O	N	D	Total
Nº de autocaravanas	313	308	384	458	411	330							2.204
Nº de autocaravanistas	619	608	768	922	829	670							4.416
Nº de autocaravanistas / viatura	2,0	2,0	2,0	2,0	2,0	2,0							2,0
Nº de dormidas	3.968	3.395	3.135	3.372	2.897	2.178							18.945
Estada média (dias)	6,4	5,6	4,1	3,7	3,5	3,3							4,3
Taxa de Ocupação (%)	107,6	101,3	85,0	93,6	77,7	60,6							43,8



#### Comparação com o ano anterior (2016): variações mensais e do acumulado

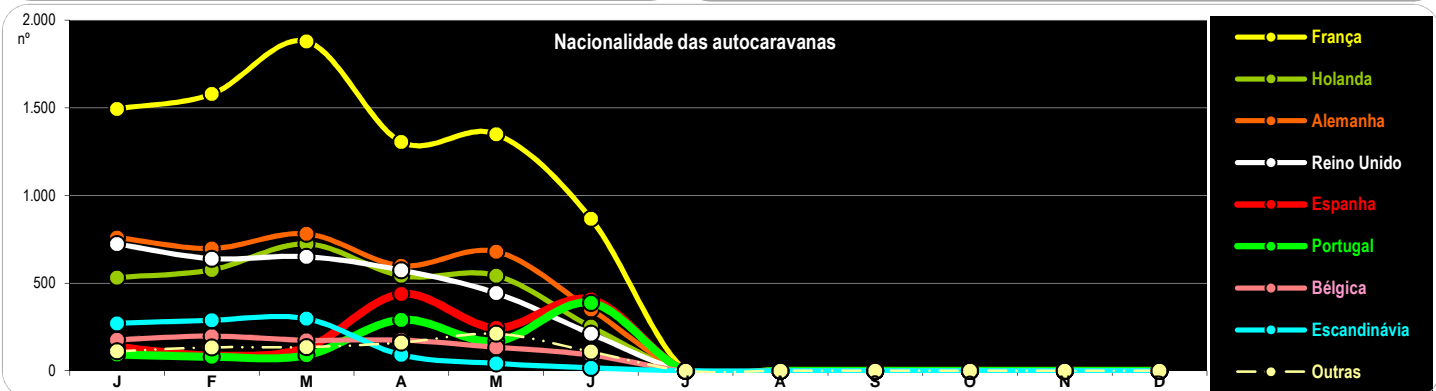
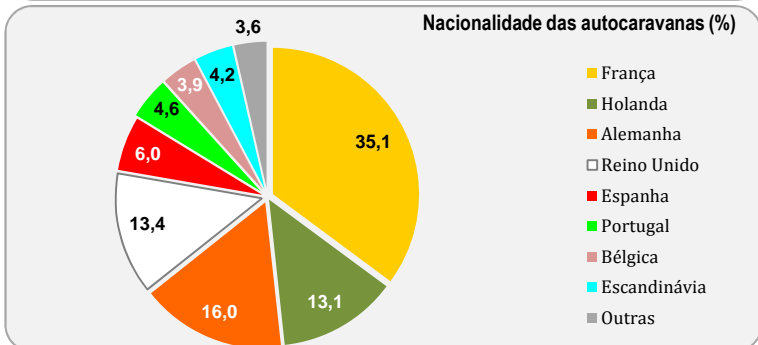
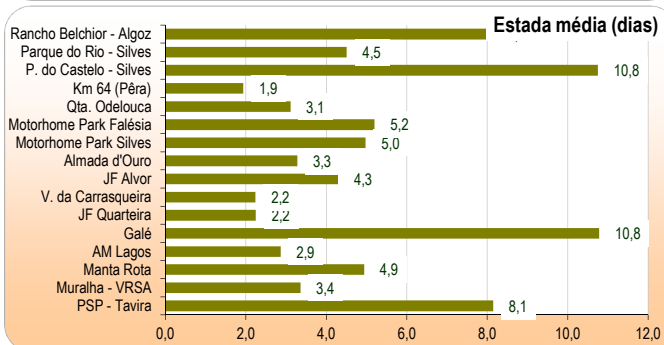
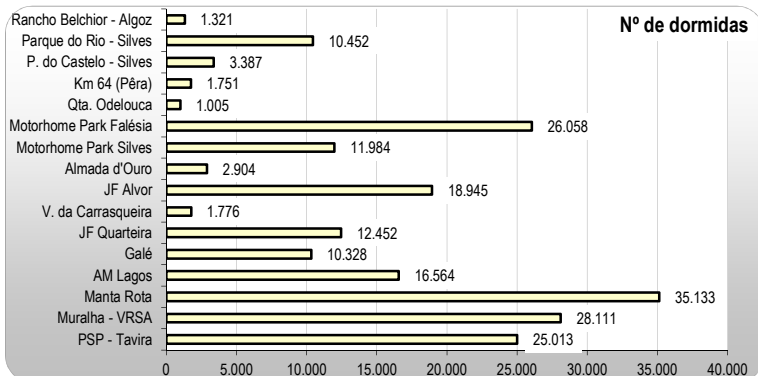
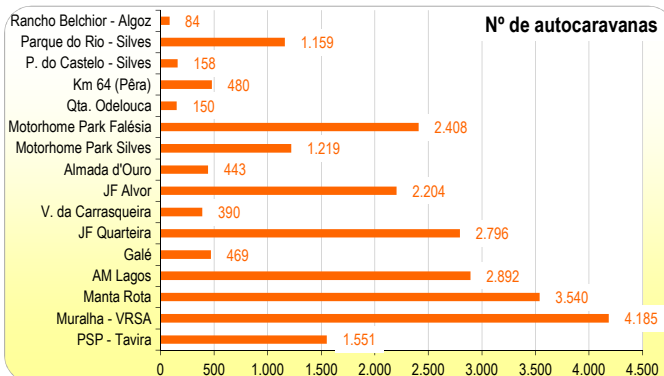
	2017		2016		Δ % (Var.) 2017 / 2016	
	Jun	Acumulado	Jun	Acumulado	Jun	Acumulado
Nº de autocaravanas	330	2.204	244	1.987	35,2	10,9
Nº de autocaravanistas	670	4.416	488	3.973	37,3	11,2
Nº de dormidas	2.178	18.945	1.304	14.695	67,0	28,9
Estada média (dias)	3,3	4,3	2,7	3,7	21,7	16,0

# PRINCIPAIS INDICADORES das ÁREAS ACOMPANHADAS pela CCDD ALGARVE

2017	J	F	M	A	M	J	J	A	S	O	N	D	Total
Nº de autocaravanas	4.298	4.280	4.862	4.177	3.816	2.695							24.128
Nº de autocaravanistas	8.511	8.510	9.657	8.438	7.682	5.585							48.383
Nº de autocaravanistas / viatura	2,0	2,0	2,0	2,0	2,0	2,1							2,0
Nº de dormidas	45.648	46.112	45.239	30.075	23.624	16.486							207.184
Estada média (dias)	5,4	5,4	4,7	3,6	3,1	3,0							4,3
Receita (bruta), €	144.852	145.337	138.162	90.160	70.614	52.356							641.482
Taxa de Ocupação (%)	75,1	84,2	74,4	50,4	38,4	26,9							28,7

## Comparação com o ano anterior (2016): Variações mensais e do acumulado

	2017		2016		Δ % (Var.) 2017 / 2016	
	Jun	Acum.	Jun	Acum.	Jun	Acum.
Nº de autocaravanas	2.695	24.128	2.581	23.494	4,4	2,7
Nº de autocaravanistas	5.585	48.383	5.313	46.991	5,1	3,0
Nº de dormidas	16.486	207.184	13.779	176.495	19,6	17,4



## PARQUES de CAMPISMO e CARAVANISMO

(INE - apenas a componente do Autocaravanismo)

